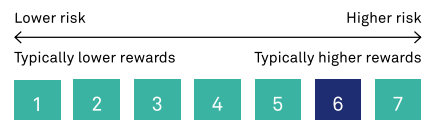


Triodos Pioneer Impact Fund



KR-cap | Factsheet April 2021

Fund details

Fund inception date	09/03/07
Net asset value as of 30/04/21	EUR 553,717,134
Share count as of 30/04/21	8,583,001
Domicile	Luxembourg
Management company	Triodos Investment Management
Custodian	RBC Investor Services Bank
Investment manager	Triodos Investment Management
Legal status	Open-ended sub fund of Triodos SICAV I
European passport	Yes
Investment horizon	Long term
Valuation	Daily
Asset class	Equity
Supervisor	CSSF

Share class details

NAV share price as of 30/04/21	GBP 59.05
Share class inception date	22/04/13
Currency	GBP
Morningstar rating	★★★★★
ISIN code	LU0785618587
Bloomberg code	TSPFKRC:LX
Management fee	0.85%
Ongoing charges*	1.10%
Distribution type	Capitalized
Minimum investment	GBP -
Benchmark	MSCI World Small & Mid Cap in EUR converted to GBP (old)

Triodos Pioneer Impact Fund aims to generate positive impact and competitive financial returns from a concentrated portfolio of small- and mid-cap companies pioneering the transition to a sustainable society.

We select companies for their contribution to our seven sustainable transition themes. Through integrated financial and sustainability analysis we identify the drivers of a company's long-term value creation and assess the impact of ESG materiality on these drivers. Additionally, the companies we invest in must comply with the Triodos minimum standards.

Return in %

As per end of April 2021

	1M	3M	YTD	1 Y	3Y avg	5Y avg	ALL avg
Fund	0.5	1.4	1.6	45.8	16.2	14.0	14.4
Benchmark	4.0	10.1	10.4	45.2	12.1	14.5	12.6

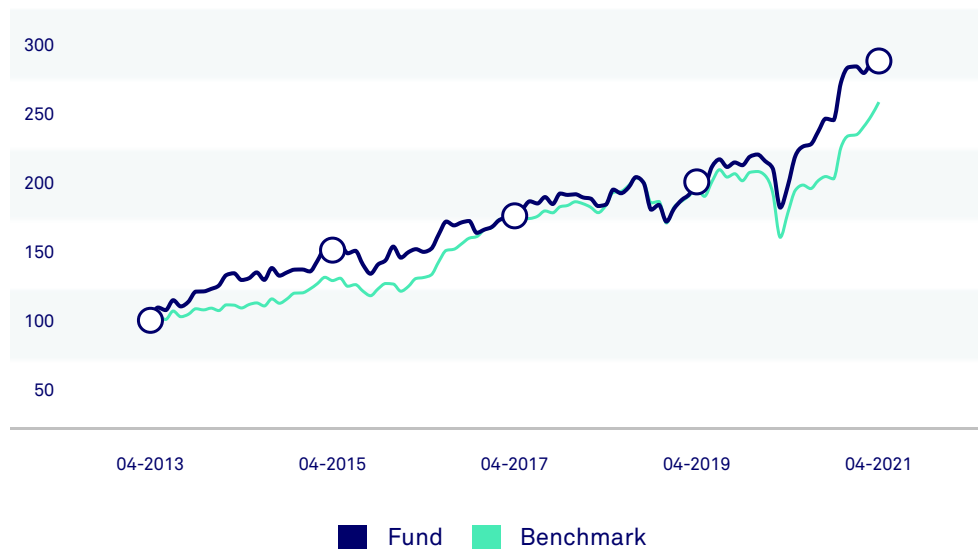
All returns stated have been calculated based on net asset values, including reinvestment of dividends where applicable. Until April 2018 the fund used a different benchmark, which is displayed in the 'Past performance' chart of the fund until that date. Past performance is not a reliable indicator of future performance.*

Calendar Year Return in %

	2016	2017	2018	2019	2020
Fund	8.0	15.5	-10.3	28.3	28.8
Benchmark	31.2	12.3	-8.3	21.9	12.5

Cumulative Performance Chart

As per end of April 2021



All returns stated have been calculated based on net asset values, including reinvestment of dividends where applicable. Until April 2018 the fund used a different benchmark, which is displayed in the 'Past performance' chart of the fund until that date. Past performance is not a reliable indicator of future performance.*

**WilderHill New Energy Global Innovation Net Total Return GBP (30%), FTSE Environmental Opportunities All-Share Total Return GBP (30%), MSCI Daily Net Total Return World Health Care Equipment & Services GBP (30%), MSCI Daily Net Total Return Small Cap World GBP (10%)*

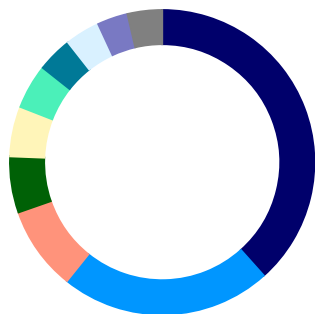
***The ongoing charges figure shown here is an estimate of the charges. Due to the amendments made to the fund charges as per 1 January 2021, the ex-post figure is no longer reliable. The UCITS' annual report for each financial year will include detail on the exact charges made.*



Click here for more information about Euroisif and the Transparency code

Breakdown by country

As per end of April 2021

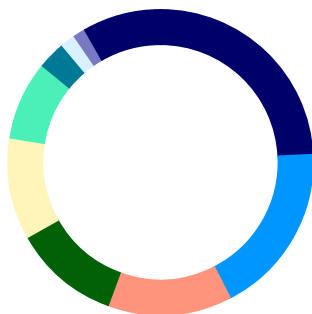


Country	% of portfolio
United States	38.4
Japan	22.4
Denmark	8.9
Netherlands	6.0
Great Britain	5.3
Switzerland	4.7
France	3.7
Germany	3.7
Faroe Islands	3.2
Others	3.7

Source: Triodos Investment Management

Breakdown by sector

As per end of April 2021

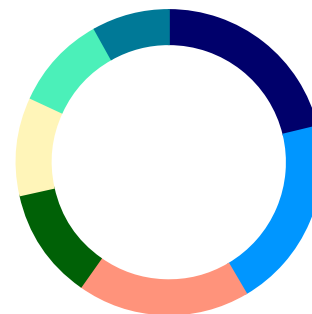


Sector	% of NAV
Industrials	24.2
Information Technology	18.3
Health Care	13.1
Consumer Discretionary	11.2
Materials	10.7
Consumer Staples	8.3
Communication Services	3.0
Real Estate	1.6
Utilities	1.3
Financials	0.0
Liquidity	8.3

Source: Triodos Investment Management

Breakdown by transition theme

As per end of April 2021



Transition theme	% of portfolio
Renewable Resources	21.2
Innovation for Sustainability	20.3
Prosperous and Healthy People	18.2
Sustainable Food and Agriculture	11.7
Social inclusion and empowerment	10.4
Sustainable Mobility and Infrastructure	10.0
Circular Economy	8.1

Source: Triodos Investment Management

Top 5 holdings

As per end of April 2021

Name	% of NAV
Danone	3.4
GN Store Nord	3.1
Signify	3.0
Fresenius Medical Care	3.0
Bakkafrost	3.0

Source: Triodos Investment Management

Triodos Pioneer Impact Fund is a sub-fund of Triodos SICAV I, which is established in Luxembourg. Triodos SICAV I and its sub-funds are supervised by the Luxembourg regulator, the Commission de Surveillance du Secteur Financier (CSSF). Triodos Investment Management BV, acting as management company, is licensed by the Autoriteit Financiële Markten (AFM) in the Netherlands and Triodos Pioneer Impact Fund is registered with the AFM. The value of Triodos Pioneer Impact Fund is determined partly by the developments on the financial markets or other markets. Please refer to the prospectus for further information about the costs and risks that apply specifically to this fund. Avoid unnecessary risks. Please read the KIID. The prospectus (in English) and KIID for Triodos SICAV I, which includes information about Triodos Pioneer Impact Fund may be obtained free of charge from your bank or via www.triodos-im.com. This information has been compiled with care by Triodos Investment Management. No rights can be derived from this information.

“The European SRI Transparency logo signifies that Triodos Investment Management commits to provide accurate, adequate and timely information to enable stakeholders, in particular consumers, to understand the Socially Responsible Investment (SRI) policies and practices relating to the fund. Detailed information about the European SRI Transparency Guidelines can be found on www.eurosif.org, and information of the SRI policies and practices of the Triodos Pioneer Impact Fund can be found at:

<https://www.triodos-im.com/>. The Transparency Guidelines are managed by Eurosif, an independent organisation. The European SRI Transparency Logo reflects the fund manager's commitment as detailed above and should not be taken as an endorsement of any particular company, organisation or individual.”



Click here for more information about Eurosif and the Transparency code