

Triodos Global Equities Impact Fund

KR-dis

Factsheet April 2019

Risk and Reward Profile



Triodos Global Equities Impact Fund aims to generate positive impact and competitive returns from a concentrated portfolio of equities issued by large-cap companies offering sustainable solutions.

We select companies for their contribution to our seven sustainable transition themes. Through integrated financial and sustainability analysis we identify the drivers of a company's long-term value creation and assess the impact of ESG materiality on these drivers. Additionally, the companies we invest in must comply with the Triodos strict minimum standards.

Return in %

As per end of April 2019

	1 M	3 M	YTD	1 Y	3 Y avg	5 Y avg	ALL avg
Fund	2.0	7.8	10.3	12.4	12.9	11.8	11.2
Benchmark	3.2	8.7	13.8	12.4	15.7	13.0	12.0

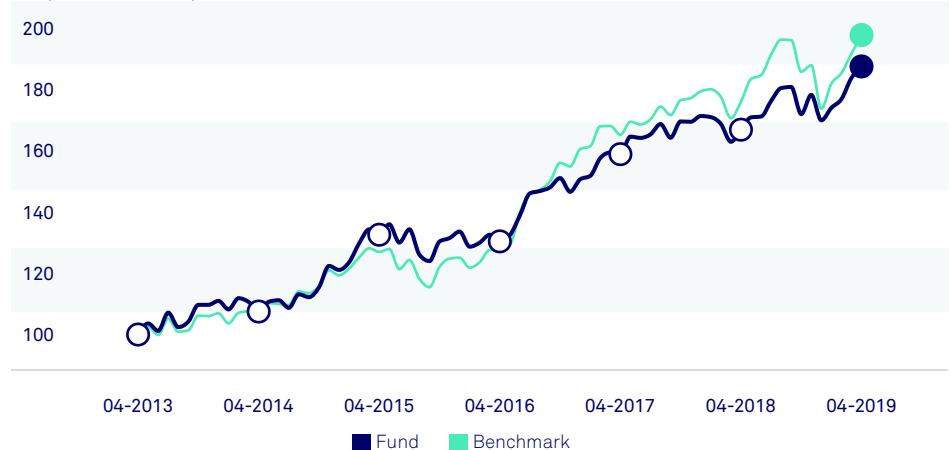
All returns stated have been calculated based on net asset values, including reinvestment of dividends where applicable. Past performance is not a reliable indicator of future performance.

Calendar Year Return in %

	2014	2015	2016	2017	2018
Fund	9.1	10.3	12.7	13.7	-0.8
Benchmark	11.6	4.8	28.3	11.7	-3.1

Cumulative Performance Chart

As per end of April 2019



All returns stated have been calculated based on net asset values, including reinvestment of dividends where applicable. Past performance is not a reliable indicator of future performance.

Fund Details

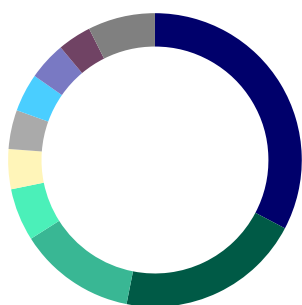
Fund inception date	13-07-2007
Net asset value as of 30-04-2019	EUR 771,056,096
Share count as of 30-04-2019	18,377,170
Domicile	Luxembourg
Management company	Triodos Investment Management
Custodian	RBC Investor Services Bank
Investment manager	Triodos Investment Management
Legal status	Open-ended sub fund of Triodos SICAV I
European passport	Yes
Investment horizon	Long term
Valuation	Daily
Asset class	Equity
Supervisor	CSSF

Share Class Details

NAV share price as of 30-04-2019	GBP 36.19
Share class inception date	23-04-2013
Inception value	GBP 20.00
Currency	GBP
Morningstar rating	★★★★
ISIN code	LU0785617266
Bloomberg code	TSEFKRD:LX
Management fee	0.75%
Ongoing charges (incl. management fee) as of 31-12-2018	0.96%
Distribution type	Distributed
Dividend per share as of 02-05-2019	GBP 0.69
Dividend yield 2019	2.07%
Benchmark	MSCI World in EUR converted to GBP

Breakdown by Country

As per end of April 2019



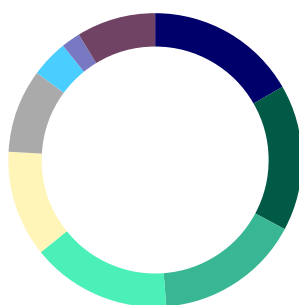
Country **% of Portfolio**

Country	% of Portfolio
United States	32.7
Japan	20.4
Germany	12.9
United Kingdom	5.8
Denmark	4.4
Sweden	4.3
Switzerland	4.2
Netherlands	4.2
France	3.7
Others	7.4

Source: Triodos Investment Management

Breakdown by Sector

As per end of April 2019



Sector **% of NAV**

Sector	% of NAV
Health Care	16.7
Consumer Discretionary	16.1
Industrials	16.0
Information Technology	15.4
Consumer Staples	11.7
Telecommunications	9.2
Materials	4.1
Real Estate	2.1
Liquidities	8.7

Source: Triodos Investment Management

Top 5 holdings

As per end of April 2019

Name	% of NAV
Central Japan Railway	3.4
Roche	2.9
Cisco Systems	2.8
Bridgestone Corp	2.8
Walt Disney	2.8

Dividend

Payment date	Amount per share (GBP)
02-05-2019	0.69
03-05-2018	0.18
28-04-2017	0.19

Triodos Global Equities Impact Fund is a sub-fund of Triodos SICAV I, which is established in Luxembourg. Triodos SICAV I and its sub-funds are supervised by the Luxembourg regulator, the Commission de Surveillance du Secteur Financier (CSSF). Triodos Investment Management BV, acting as management company, is licensed by the Autoriteit Financiële Markten (AFM) in the Netherlands and Triodos Global Equities Impact Fund is registered with the AFM. The value of Triodos Global Equities Impact Fund is determined partly by the developments on the financial markets or other markets. Please refer to the prospectus for further information about the costs and risks that apply specifically to this fund. Avoid unnecessary risks. Please read the KIID. The prospectus (in English) and KIID for Triodos SICAV I, which includes information about Triodos Global Equities Impact Fund may be obtained free of charge from your bank or via www.triodos-im.com. This information has been compiled with care by Triodos Investment Management. No rights can be derived from this information.