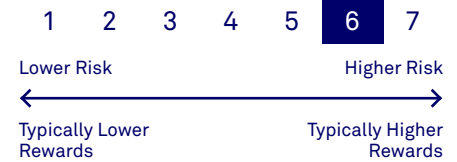


# Triodos Pioneer Impact Fund

KR-cap

## Factsheet April 2019

### Risk and Reward Profile



Triodos Pioneer Impact Fund aims to generate positive impact and competitive financial returns from a concentrated portfolio of small- and mid-cap companies pioneering the transition to a sustainable society. We select companies for their contribution to our seven sustainable transition themes. Through integrated financial and sustainability analysis we identify the drivers of a company's long-term value creation and assess the impact of ESG materiality on these drivers. Additionally, the companies we invest in must comply with the Triodos minimum standards.

### Return in %

As per end of April 2019

|           | 1 M | 3 M  | YTD  | 1 Y | 3 Y avg | 5 Y avg | ALL avg |
|-----------|-----|------|------|-----|---------|---------|---------|
| Fund      | 4.7 | 10.7 | 16.7 | 9.0 | 10.2    | 9.2     | 12.7    |
| Benchmark | 2.9 | 7.6  | 14.7 | 6.8 | 14.3    | 12.4    | 11.9    |

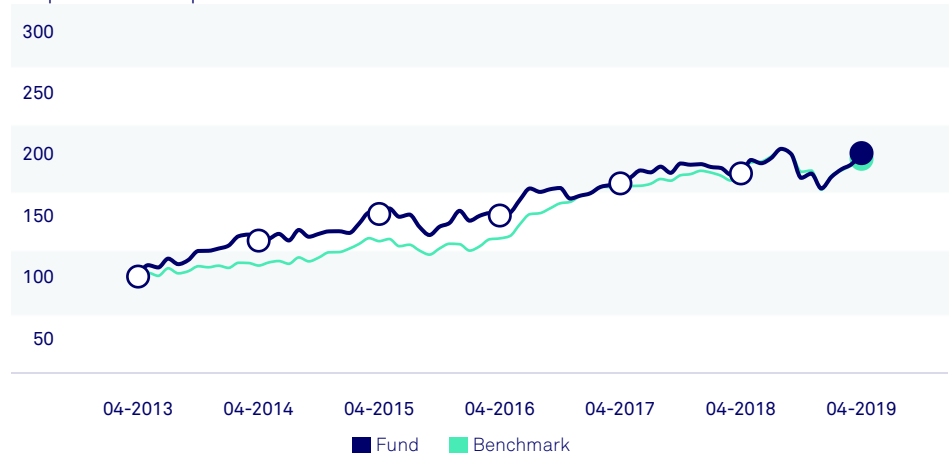
All returns stated have been calculated based on net asset values, including reinvestment of dividends where applicable. Past performance is not a reliable indicator of future performance.

### Calendar Year Return in %

|           | 2014 | 2015 | 2016 | 2017 | 2018  |
|-----------|------|------|------|------|-------|
| Fund      | 11.5 | 12.1 | 8.0  | 15.5 | -10.3 |
| Benchmark | 10.2 | 5.4  | 31.2 | 12.3 | -8.3  |

### Cumulative Performance Chart

As per end of April 2019



All returns stated have been calculated based on net asset values, including reinvestment of dividends where applicable. Past performance is not a reliable indicator of future performance.

### Fund Details

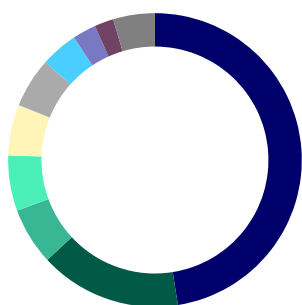
|   |  |
|---|--|
| <b>Fund inception date</b>              | 09-03-2007                             |
| <b>Net asset value as of 30-04-2019</b> | EUR 304,173,720                        |
| <b>Share count as of 30-04-2019</b>     | 6,661,013                              |
| <b>Domicile</b>                         | Luxembourg                             |
| <b>Management company</b>               | Triodos Investment Management          |
| <b>Custodian</b>                        | RBC Investor Services Bank             |
| <b>Investment manager</b>               | Triodos Investment Management          |
| <b>Legal status</b>                     | Open-ended sub fund of Triodos SICAV I |
| <b>European passport</b>                | Yes                                    |
| <b>Investment horizon</b>               | Long term                              |
| <b>Valuation</b>                        | Daily                                  |
| <b>Asset class</b>                      | Equity                                 |
| <b>Supervisor</b>                       | CSSF                                   |

### Share Class Details

|  |  |
|--|--|
| <b>NAV share price as of 30-04-2019</b>                        | GBP 41.07  |
| <b>Share class inception date</b>                              | 23-04-2013   |
| <b>Inception value</b>   | GBP 20.00  |
| <b>Currency</b>  | GBP  |
| <b>Morningstar rating</b>                                      | ★★★★   |
| <b>ISIN code</b>   | LU0785618587                                       |
| <b>Bloomberg code</b>  | TSPFKRC:LX   |
| <b>Management fee</b>  | 0.95%  |
| <b>Ongoing charges (incl. management fee) as of 31-12-2018</b> | 1.23%  |
| <b>Distribution type</b>                                       | Capitalized  |
| <b>Benchmark</b>   | MSCI World Small & Mid Cap in EUR converted to GBP |

## Breakdown by Country

As per end of April 2019

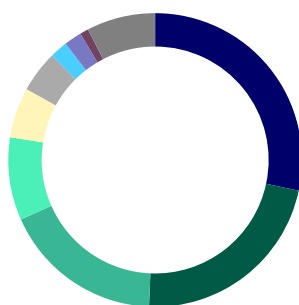


| Country        | % of Portfolio |
|----------------|----------------|
| United States  | 47.5           |
| Japan          | 15.6           |
| Netherlands    | 6.3            |
| United Kingdom | 6.1            |
| Germany        | 5.6            |
| Switzerland    | 5.5            |
| Denmark        | 4.1            |
| Spain          | 2.6            |
| Ireland        | 2.1            |
| Others         | 4.6            |

Source: Triodos Investment Management

## Breakdown by Sector

As per end of April 2019



| Sector                 | % of NAV |
|------------------------|----------|
| Industrials            | 27.7     |
| Information Technology | 21.8     |
| Health Care            | 17.3     |
| Consumer Discretionary | 8.9      |
| Consumer Staples       | 5.4      |
| Materials              | 4.5      |
| Telecommunications     | 1.9      |
| Financials             | 1.9      |
| Utilities              | 0.9      |
| Liquidities            | 7.4      |

Source: Triodos Investment Management

## Top 5 holdings

As per end of April 2019

| Name                   | % of NAV |
|------------------------|----------|
| Red Hat                | 3.8      |
| Vestas Wind Systems    | 3.7      |
| Waste Management       | 3.2      |
| Fresenius Medical Care | 3.0      |
| Yamaha                 | 2.8      |

Source: Triodos Investment Management

Triodos Pioneer Impact Fund is a sub-fund of Triodos SICAV I, which is established in Luxembourg. Triodos SICAV I and its sub-funds are supervised by the Luxembourg regulator, the Commission de Surveillance du Secteur Financier (CSSF). Triodos Investment Management BV, acting as management company, is licensed by the Autoriteit Financiële Markten (AFM) in the Netherlands and Triodos Pioneer Impact Fund is registered with the AFM. The value of Triodos Pioneer Impact Fund is determined partly by the developments on the financial markets or other markets. Please refer to the prospectus for further information about the costs and risks that apply specifically to this fund. Avoid unnecessary risks. Please read the KIID. The prospectus (in English) and KIID for Triodos SICAV I, which includes information about Triodos Pioneer Impact Fund may be obtained free of charge from your bank or via [www.triodos-im.com](http://www.triodos-im.com). This information has been compiled with care by Triodos Investment Management. No rights can be derived from this information.