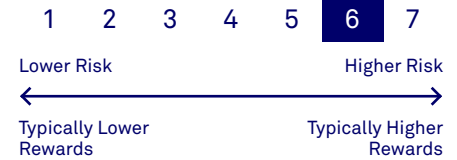


Triodos Sustainable Pioneer Fund

KR-dis

Factsheet February 2019

Risk and Reward Profile



Fund Details

Fund inception date	09-03-2007
Net asset value as of 28-02-2019	EUR 283,113,988
Share count as of 28-02-2019	6,605,125
Domicile	Luxembourg
Management company	Triodos Investment Management
Custodian	RBC Investor Services Bank
Investment manager	Triodos Investment Management
Legal status	Open-ended sub fund of SICAV I
European passport	Yes
Valuation	Daily
Supervisor	CSSF

Share Class Details

NAV share price as of 28-02-2019	GBP 38.34
Share class inception date	23-04-2013
Inception value	GBP 20.00
Currency	GBP
Morningstar rating	★★★★
ISIN code	LU0785618660
Bloomberg code	TSPFKRD:LX
Management fee	0.95%
Ongoing charges (incl. management fee) as of 30-06-2018	1.27%
Distribution type	Distributed
Dividend per share as of 03-05-2018	GBP 0.03
Benchmark	MSCI World Small & Mid Cap in EUR converted to GBP

Triodos Sustainable Pioneer Fund aims to generate positive impact and competitive financial returns from a concentrated portfolio of small- and mid-cap companies pioneering the transition to a sustainable society.

We select companies for their contribution to our seven sustainable transition themes. Through integrated financial and sustainability analysis we identify the drivers of a company's long-term value creation and assess the impact of ESG materiality on these drivers. Additionally, the companies we invest in must comply with the Triodos minimum standards.

Return in %

As per end of February 2019

	1 M	3 M	YTD	1 Y	3 Y avg	5 Y avg	ALL avg
Fund	3.5	1.9	9.1	-0.6	7.8	7.1	11.8
Benchmark	2.4	0.1	9.2	2.3	14.4	10.9	11.3

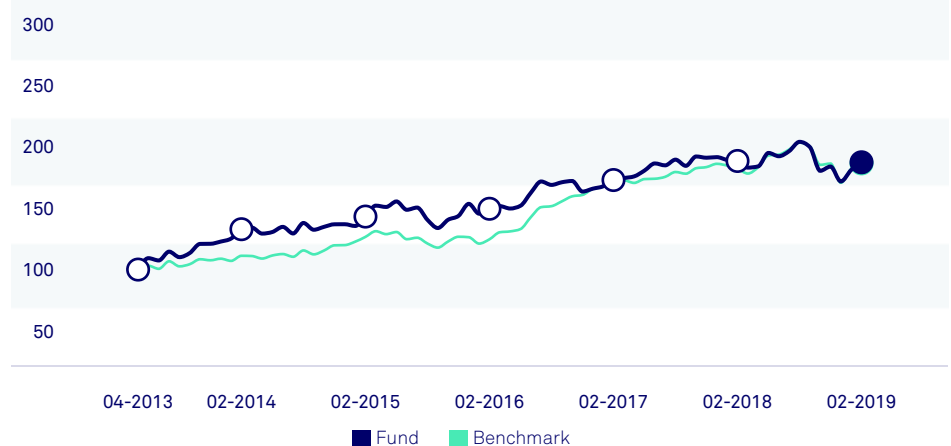
All returns stated have been calculated based on net asset values, including reinvestment of dividends where applicable. Past performance is not a reliable indicator of future performance.

Calendar Year Return in %

	2014	2015	2016	2017	2018
Fund	11.5	12.1	8.0	15.5	-10.3
Benchmark	10.2	5.4	31.2	12.3	-8.3

Cumulative Performance Chart

As per end of February 2019



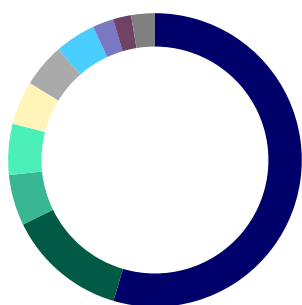
All returns stated have been calculated based on net asset values, including reinvestment of dividends where applicable. Past performance is not a reliable indicator of future performance.



Click here for more information about Eurosif and the Transparency code

Breakdown by Country

As per end of February 2019



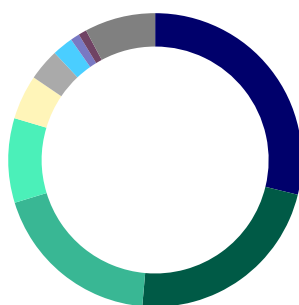
Country **% of Portfolio**

Country	% of Portfolio
United States	54.5
Japan	13.2
Germany	5.6
Switzerland	5.6
Great Britain	4.8
Denmark	4.8
Netherlands	4.5
Spain	2.3
Ireland	2.0
Others	2.6

Source: Triodos Investment Management

Breakdown by Sector

As per end of February 2019



Sector **% of NAV**

Sector	% of NAV
Industrials	28.8
Information Technology	22.6
Health Care	18.9
Consumer Discretionary	9.3
Consumer Staples	4.9
Materials	3.5
Financials	2.3
Telecommunications	1.0
Utilities	0.9
Liquidities	7.8

Source: Triodos Investment Management

Top 5 holdings

As per end of February 2019

Name **% of NAV**

Name	% of NAV
Vestas Wind Systems	4.4
Red Hat	4.0
Waste Management	3.8
Xylem	3.2
First Solar	3.1

Source: Triodos Investment Management

Triodos Sustainable Pioneer Fund is a sub-fund of Triodos SICAV I, which is established in Luxembourg. Triodos SICAV I and its sub-funds are supervised by the Luxembourg regulator, the Commission de Surveillance du Secteur Financier (CSSF). Triodos Investment Management BV, acting as management company, is licensed by the Autoriteit Financiële Markten (AFM) in the Netherlands and Triodos Sustainable Pioneer Fund is registered with the AFM. The value of Triodos Sustainable Pioneer Fund is determined partly by the developments on the financial markets or other markets. Please refer to the prospectus for further information about the costs and risks that apply specifically to this fund. Avoid unnecessary risks. Please read the KIID. The prospectus (in English) and KIID for Triodos SICAV I, which includes information about Triodos Sustainable Pioneer Fund may be obtained free of charge from your bank or via www.triodos-im.com. This information has been compiled with care by Triodos Investment Management. No rights can be derived from this information.



Click here for more information about
Eurosif and the Transparency code

Triodos **Investment Management**